

TOPwave

Sample Preparation on TOP



Convenience – Function – Safety

The synthesis of technology and design

The innovative design of TOPwave® forms the interface to convenience and function. The round furnace chamber enables uniform distribution of microwave power to achieve accurate sample digestion. The pressure-resistant furnace with an electrically locked swiveling lid is equipped with an integrated exhaust system to prevent reaction gases from escaping. Its robust design ensures a long service life and a constant output. PFA-coated stainless steel protects against corrosion. Vessels made of chemically inert material provide protection from contamination and ensure flexible handling.

Innovative ease of use

What makes TOPwave® so special is its top-loading concept. The swiveling lid allows the vessels to be loaded from above thus providing optimal operator comfort. Sensors and vessels are optimally matched: A unique contactless sensor technology monitors the temperature and pressure in all vessels, providing individual readings for both values. Our proactive approach guarantees greater operator comfort in day-to-day laboratory operations.

Top safety standards

TOPwave® not only offers intelligent functionality it also complies with highest safety standards. Controlling the reaction parameters is essential in particular in the case of reactive samples. Practical: The sensors monitor the sample temperature and the internal pressure of each individual vessel in real time. Clever: The SMART reaction control continually checks the reaction conditions and adjusts the microwave power accordingly. Prepared: The vessels are fitted with rupture discs and reliably vent the overpressure to the integrated gas collecting system.



Quality ensured by innovative control systems

Sensor concept

Completely contactless, but remarkably effective – power output control is based on a unique sensor concept. The disadvantages of classic sensor systems are effectively overcome, such as the use of immersion sensors. The benefits are clear: no contamination, no bothersome cables, no leakages, no corrosion on the sensors and no cost-intensive consumables. In contrast to systems with only a single reference vessel, you can individually control your samples to obtain safe and accurate sample digestion.

Optical temperature control with RTM

Remote Temperature Monitoring (RTM) allows you to focus on the essential. An infrared thermometer is used for contactless control of the sample temperature. This process uses an infrared range in which the vessel materials are transparent to enable direct detection of the sample by the thermometer. Only the actual internal temperature is measured. The thermal radiation emitted from the vessel surface is filtered out. No need to worry anymore about contamination, leakages and wear – with RTM, immersion sensors are no longer necessary. Only reliability matters: With the new technology it is no longer necessary to convert the surface temperature to the internal temperature.

Optical pressure control with RPM

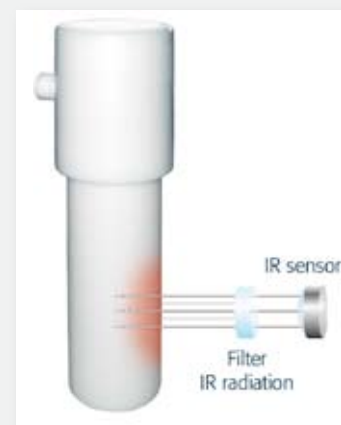
No direct contact, no direct connection – but still enabling continuous communication. The patented pressure measuring method Remote Pressure Monitoring (RPM) works with a new type of technology. A glass ring on which the internal pressure acts is used as a sensor element. Increases in pressure are reflected by changes to the optical characteristic of the glass. The sensor element located in the screw cap of the digestion vessel records these changes and shows the pressure individually for each sample.

SMART reaction control

SMART actively assists you in your daily routine operations or when working under extreme conditions. All data collected during sample digestion including the number of vessels is used for controlling the power output to ensure controlled sample heating. SMART thus enables reproducible reaction conditions to guarantee that sample digestion meets a consistently high quality. Furthermore, an immediate adjustment of the microwave power is assured in response to spontaneous exothermic reactions.

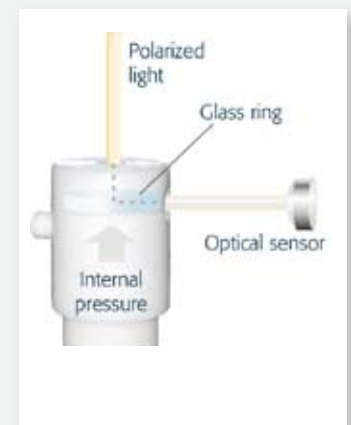
Self Check System

The Self Check System (SCS) enables safe and maintenance-free operation, allowing you to fully focus on your work. The SCS combines all control functions in perfect harmony. Sensors monitor the electrically locked safety cover as well as the electronics and the magnetron. The SCS proactively prevents the occurrence of dangerous operating states, for example, by using the SMART algorithm. A safety shut-off device also provides that the operator and device are protected in the event an operational malfunction occurs.



Measurement principle RTM

Measurement principle RPM

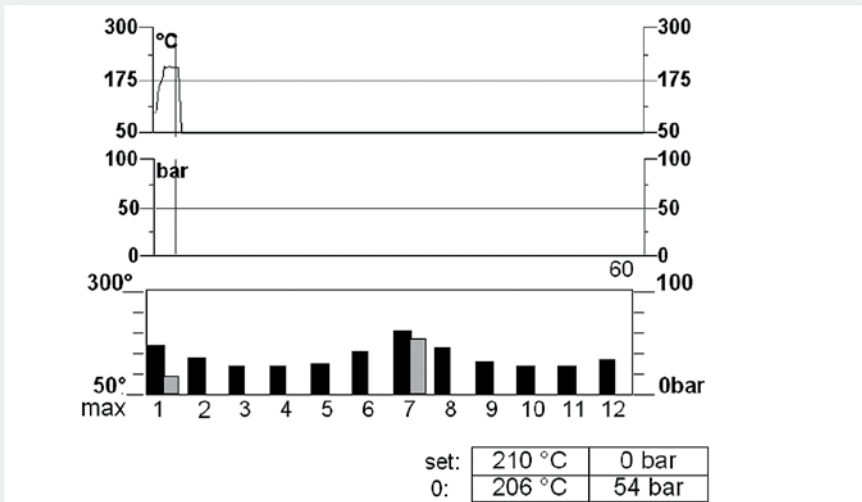


Precise Control of Sample Preparation

esc	application
1	Calcite; Dolomite
2	Cleaning, vessel conditioning
3	Coal, DIN 22022-1
4	Complexation H3BO3
5	Evaporation
6	Feed
7	Feldspar
8	Filter, glass fiber

Program selection

Display of all parameters in real time



Reach the correct result with perfect navigation – the separate control unit controls all the system processes. The intuitive software offers various functions to suit your needs: A choice between six pre-installed languages, different standard applications, individually adaptable user programs and also quick access to favorites. It shows the sample reaction conditions during the entire digestion. Archiving takes place either via the internal memory, the USB or network interface. Long-range convenience: You can easily control and observe the digestion from your workplace PC by means of network connection.

Digestion Vessels – Straightforward, Safe, Efficient

Versatile: We have the suitable vessel for every digestion procedure.

Robust: They are made of high-quality fluoropolymer, allowing the processing of all common digestion chemicals and the reduction of the number of individual parts. **Practical:** Our vessels can be opened and closed without the need for tools. Fewer consumables, longer service life – lower follow-up costs.

Different standard vessels are available as well as high pressure vessels for particularly demanding applications. A special rotor for high sample throughput is designed for routine applications involving the analysis of clinical, food and environmental samples. Liner systems also expand the field of applications of existing vessel types.

For special applications: Quartz liner and vessels with a ceramic pressure jacket. An accessory fuming unit guarantees quick concentration down to a minimum residual volume – without loss of analyte. This excludes cross contamination between the vessels.

Vessel type	Volume [mL]	Working pressure [bar]	Test pressure [bar]	Max. Temp. [°C] (continuous)	Max. Temp. [°C] (short term)	Vessels per rotor	Option for
PM 40	40	40	55	230	260	24	-
PM 60	60	40	60	230	260	12	-
PH 30	30	80	120	230	260	12	-
PL 100	100	40	55	230	260	12	-
CX 100	100	100	150	250	300	8	-
CX 17	17	130	190	280	300	12	PL 100
QX 20	20	100	150	250	260	12	PL 100, PM 60
Multi-vessel	10	100	150	230	260	8 x 3	PL 100, CX 100



- **Analytik Jena Brazil**
info@analytik-jena.com.br
- **Analytik Jena China**
info@analytik-jena.com.cn
- **Analytik Jena Far East**
sales@analytik-jena.co.th
- **Analytik Jena India**
info@ajindia.com
- **Analytik Jena Japan Co., Ltd.**
info@analytik-jena.co.jp
- **Analytik Jena Korea Co. Ltd.**
jskim@analytik-jena.co.kr
- **Analytik Jena Middle East**
middleeast@analytik-jena.com.eg
- **Analytik Jena Romania srl**
office@analytikjenaromania.ro
- **Analytik Jena Russia**
info@analytik-jena.ru
- **Analytik Jena Thailand Ltd.**
sales@analytik-jena.co.th
- **Analytik Jena Taiwan Co. Ltd.**
sales@analytik-jena.com.tw
- **Analytik Jena UK**
sales@aj-uk.co.uk
- **Analytik Jena USA, Inc.**
sales@ajusa-inc.com
- **Analytik Jena Vietnam Co., Ltd.**
ajvietnam@viettel.vn
- Weitere Informationen unter:
www.analytik-jena.de

Distribution partners worldwide:

Algeria
Argentina
Armenia
Australia
Austria
Bahrain
Bangladesh
Belarus
Belgium
Botswana
Brunei
Bulgaria

Canada
Chile
Colombia
Croatia
Cuba
Cyprus
Czech Republic
Denmark
Ecuador
Egypt
Estonia
Ethiopia

Finland
France
Greece
Hungary
Indonesia
Iran
Iraq
Ireland
Israel
Italy
Jordan
Kenya

Kuwait
Latvia
Lebanon
Libya
Lithuania
Macedonia
Malta
Mauritius
Mexico
Morocco
Namibia
Netherlands

New Zealand
Nigeria
Norway
Oman
Pakistan
Panama
Paraguay
Peru
Philippines
Poland
Portugal
Qatar

Saudi Arabia
Serbia/Montenegro
Singapore
Slovakia
Slovenia
South Africa
Spain
Sudan
Sweden
Switzerland
Syria

Tanzania
Tunisia
Turkey
Ukraine
UAE
Uruguay
Uzbekistan
Venezuela
Yemen
Zambia
Zimbabwe

Analytik Jena AG

Konrad-Zuse-Str. 1
07745 Jena / Germany

Telefon +49 (0) 36 41 / 77 70
Telefax +49 (0) 36 41 / 77 92 79

info@analytik-jena.com
www.analytik-jena.com



Subject to changes in design and scope of delivery as well as further technical development!